




FITTING INSTRUCTIONS FOR SP0050BK SWING-ARM PROTECTORS
SUZUKI GSXR 1000 2005-,GSXR 750 2006-,GSXR 600 2006-
ONLY TO BE USED ON MACHINES FITTED WITH SPINDLE MEASURING
14mm AND 19.5mm LOCATION DIAMETERS


THIS KIT CONTAINS THE ITEMS PICTURED AND LABELLED BELOW.
DO NOT PROCEED UNTIL YOU ARE SURE ALL PARTS ARE PRESENT.

Please note that the way the kit is packed does not necessarily represent the way of mounting to the bike

THE PARTS SHOWN MAY BE REPRESENTATIVE ONLY (FOR CLARITY OF INSTRUCTIONS ONLY)



LEFT HAND SIDE



RIGHT HAND SIDE

Please note that in cases where kits are packed with rubber washers holding the components onto the bolt – *the rubber washers should be thrown away!*

TOOLS REQUIRED

- 4mm metric Allen key.

R&G Racing
Unit 1, Shelleys Lane, East Worldham, Alton, Hampshire, GU34 3AQ

Tel: +44 (0) 1420 89007 | Fax : +44 (0) 1420 87301 | Email: info@rg-racing.com



Left-hand side (as you sit on bike)

- Fit the shorter counter sunk bolt through the crash protector so head sits in counter-sink.
- Place the crash protector on to the smaller mounting block.
- Place special nut on exposed end of bolt so tapered face goes into recess of the mounting block.
- Tighten bolt until tapered portion of nut just contacts in the recessed face of the mounting block.
- Place this assembly into the left hand side of the rear wheel spindle.
- Tighten the bolt so crash protector is held in position firmly (do not over tighten).
- **Regularly check to ensure crash protector remains tight.**

Right-hand side (as you sit on bike)

- Fit the longer counter sunk bolt through the crash protector so head sits in counter-sink.
- Place the crash protector on to the larger mounting block.
- Place special nut on exposed end of bolt so tapered face goes into recess of the mounting block.
- Tighten bolt until tapered portion of nut just contacts in the recessed face of the mounting block.
- Place this assembly into the left hand side of the rear wheel spindle.
- Tighten the bolt so crash protector is held in position firmly (do not over tighten).
- **Regularly check to ensure crash protector remains tight.**

Issue 1 14/05/2013 (NSY)

CONSUMER NOTICE

The catalogue description and any exhibition of samples are only broad indications of the Products and R&G may make design changes which do not diminish their performance or visual appeal and supplying them in such state shall conform to the order. The Buyer acknowledges no representation or warranty (other than as to title) has been given or will apply to the Products other than those in R&G's order or confirmation and the Buyer confirms it has chosen the Products as being of merchantable quality and suitable for its particular purposes. Where R&G fits the Products or undertakes other services it shall exercise reasonable skill and care and rectify any fault free of charge unless the workmanship has been disturbed. The Buyer is responsible for ensuring that the warranty on the motorcycle is not affected by the fitting of the Products. On return of any defective Products R&G shall at its option either supply a replacement or refund the purchase money but shall not be liable if the Products have been modified or used or maintained otherwise than in accordance with R&G's or manufacturer's instructions and good engineering practice or if the defect arises from accident or neglect. Other than identified above and subject to R&G not limiting its liability for causing death and personal injury, it shall not be liable for indirect or consequential loss and otherwise its liability shall be limited to the amounts paid by the Buyer for the Products or the fitting or service concerned. These terms do not affect the Buyer's statutory rights.

R&G RACING RETURNS POLICY (NON-FAULTY GOODS)

Returns must be pre-authorised (if not pre-authorised the return will be rejected). Goods may only be returned direct to us if they were purchased direct from us (customer must prove if necessary). Otherwise to be returned to original vendor. Goods must be in re-sellable condition, in the opinion of R&G Racing. All returns are subject to a 25% restocking and handling fee (25% of the gross value exc. P&P – at the prevailing price at time of purchase). The customer must pay any and all carriage charges. No returns of discontinued products, unless within 14 days of purchase. This policy does not affect your statutory rights and does not refer to faulty goods.

R&G Racing
Unit 1, Shelleys Lane, East Worldham, Alton, Hampshire, GU34 3AQ

Tel: +44 (0) 1420 89007 | Fax : +44 (0) 1420 87301 | Email: info@rg-racing.com



Instructions de montage pour SP0050 Protection Bras oscillant


SUZUKI GSXR 1000 2005-,GSXR 750 2006-,GSXR 600 2006-

Seulement sur les machines qui ont un axe mesurant 14mm et 19.5mm de diamètre


LE KIT CONTIENT LES ARTICLES EXPOSES CI-DESSOUS, VERIFIER QUE TOUTES LES PIECES SOIENT PRESENTES
AVANT DE PROCEDER AU MONTAGE.

LA FAÇON DONT LE KIT EST EMBALLE NE CORRESPOND PAS FORCEMENT A LA FAÇON DE MONTER LES PIECES SUR LA MOTO.

LES PIECES PRESENTEES PEUVENT N'ETRE QUE REPRESENTATIVES, AFIN DE FACILITER ET CLARIFIER LES INSTRUCTIONS DE MONTAGE.



Coté gauche



Coté droit

NOTEZ QUE SI LES KITS SONT EMBALLES AVEC DES RONDELLES EN CAOUTCHOUC SERVANT A TENIR LES COMPOSANTS, CES RONDELLES DOIVENT ETRE JETTES.

R&G Racing
Unit 1, Shelleys Lane, East Worldham, Alton, Hampshire, GU34 3AQ

Tel: +44 (0) 1420 89007 | Fax : +44 (0) 1420 87301 | Email: info@rg-racing.com



Outils requis

- Clé Allen 4mm.

Coté gauche assis sur la moto:

- Insérer le boulon à travers la protection crash de façon à ce que la tête aille dans le contre alésage.
- Placer la protection crash sur le plus petit bloc de montage..
- Placer l'écrou spécial sur le filetage exposé du boulon de façon à ce que la face conique aille dans le creux du bloc de montage.
- Serrer le boulon jusqu'à ce que la partie conique de l'écrou rentre en contact dans le creux du bloc de montage.
- Placer cet ensemble du coté gauche de l'axe de roue arrière.
- Serrer le boulon pour que la protection crash soit maintenue en position (ne pas bloquer).
- **Vérifier le serrage régulièrement.**

Coté droit assis sur la moto:

- Insérer le boulon à travers la protection crash de façon à ce que la tête aille dans le contre alésage.
- Placer la protection crash sur le plus large bloc de montage..
- Placer l'écrou spécial sur le filetage exposé du boulon de façon à ce que la face conique aille dans le creux du bloc de montage.
- Serrer le boulon jusqu'à ce que la partie conique de l'écrou rentre en contact dans le creux du bloc de montage.
- Placer cet ensemble du coté gauche de l'axe de roue arrière.
- Serrer le boulon pour que la protection crash soit maintenue en position (ne pas bloquer).

Issue 1 14/05/2013 (NSY)

CONSUMER NOTICE

The catalogue description and any exhibition of samples are only broad indications of the Products and R&G may make design changes which do not diminish their performance or visual appeal and supplying them in such state shall conform to the order. The Buyer acknowledges no representation or warranty (other than as to title) has been given or will apply to the Products other than those in R&G's order or confirmation and the Buyer confirms it has chosen the Products as being of merchantable quality and suitable for its particular purposes. Where R&G fits the Products or undertakes other services it shall exercise reasonable skill and care and rectify any fault free of charge unless the workmanship has been disturbed. The Buyer is responsible for ensuring that the warranty on the motorcycle is not affected by the fitting of the Products. On return of any defective Products R&G shall at its option either supply a replacement or refund the purchase money but shall not be liable if the Products have been modified or used or maintained otherwise than in accordance with R&G's or manufacturer's instructions and good engineering practice or if the defect arises from accident or neglect. Other than identified above and subject to R&G not limiting its liability for causing death and personal injury, it shall not be liable for indirect or consequential loss and otherwise its liability shall be limited to the amounts paid by the Buyer for the Products or the fitting or service concerned. These terms do not affect the Buyer's statutory rights.

R&G RACING RETURNS POLICY (NON-FAULTY GOODS)

Returns must be pre-authorised (if not pre-authorised the return will be rejected). Goods may only be returned direct to us if they were purchased direct from us (customer must prove if necessary). Otherwise to be returned to original vendor. Goods must be in re-sellable condition, in the opinion of R&G Racing. All returns are subject to a 25% restocking and handling fee (25% of the gross value exc. P&P – at the prevailing price at time of purchase). The customer must pay any and all carriage charges. No returns of discontinued products, unless within 14 days of purchase. This policy does not affect your statutory rights and does not refer to faulty goods.

R&G Racing

Unit 1, Shelleys Lane, East Worldham, Alton, Hampshire, GU34 3AQ

Tel: +44 (0) 1420 89007 | Fax : +44 (0) 1420 87301 | Email: info@rg-racing.com