




Fitting Instructions for DG0009 BK Downpipe Grille
TRIUMPH DAYTONA 675 2005-



In This Kit There Should Be
1x Downpipe Grille (DG0009)
1x 4mm Cable tie x 220mm long



PICTURE 1



PICTURE 2

- It is easier to fit the downpipe grille if you remove both side fairings and lower plastic surround panel.
- Undo and remove lower radiator mounting bolt as arrowed in picture 1.
- Fit the downpipe grille into position as shown above and secure to the lower radiator mount using original bolt. If using the R&G Radiator Guard (RAD0119BK), mount this before the downpipe grille.
- Refit the right side fairing and lower plastic surround panel.
- With the lower plastic surround panel in place, loop the cable tie through the downpipe grille tab and around the plastic boss on the lower plastic surround panel as shown in picture 2.

R&G Racing
Unit 1, Shelley's Lane, East Worldham, Alton, Hampshire, GU34 3AQ
Tel: +44 (0)1420 89007 Fax: +44 (0)1420 87301 www.rg-racing.com Email: info@rg-racing.com



- Refit the left side fairing ensuring the plastic boss on the plastic surround locates into the rubber boss on the inside of the fairing.
- When refitting the front push rivet on the underside of the fairing, ensure this goes through the right fairing, lower plastic surround panel, left side fairing and finally the downpipe grille in this order. Access can be gained from underneath by hand to feel whether the push rivet has located through all 4 pieces.

ISSUE 1 01/06/2012 (AR)

CONSUMER NOTICE

The catalogue description and any exhibition of samples are only broad indications of the Products and R&G may make design changes which do not diminish their performance or visual appeal and supplying them in such state shall conform to the order. The Buyer acknowledges no representation or warranty (other than as to title) has been given or will apply to the Products other than those in R&G's order or confirmation and the Buyer confirms it has chosen the Products as being of merchantable quality and suitable for its particular purposes. Where R&G fits the Products or undertakes other services it shall exercise reasonable skill and care and rectify any fault free of charge unless the workmanship has been disturbed. The Buyer is responsible for ensuring that the warranty on the motorcycle is not affected by the fitting of the Products. On return of any defective Products R&G shall at its option either supply a replacement or refund the purchase money but shall not be liable if the Products have been modified or used or maintained otherwise than in accordance with R&G's or manufacturer's instructions and good engineering practice or if the defect arises from accident or neglect. Other than identified above and subject to R&G not limiting its liability for causing death and personal injury, it shall not be liable for indirect or consequential loss and otherwise its liability shall be limited to the amounts paid by the Buyer for the Products or the fitting or service concerned. These terms do not affect the Buyer's statutory rights.

R&G RACING RETURNS POLICY (NON-FAULTY GOODS)

Returns must be pre-authorized (if not pre-authorized the return will be rejected). Goods may only be returned direct to us if they were purchased direct from us (customer must prove if necessary). Otherwise to be returned to original vendor. Goods must be in re-sellable condition, in the opinion of R&G Racing. All returns are subject to a 25% restocking and handling fee (25% of the gross value exc. P&P – at the prevailing price at time of purchase). The customer must pay any and all carriage charges. No returns of discontinued products, unless within 14 days of purchase. This policy does not affect your statutory rights and does not refer to faulty goods.

R&G Racing
Unit 1, Shelley's Lane, East Worldham, Alton, Hampshire, GU34 3AQ
Tel: +44 (0)1420 89007 Fax: +44 (0)1420 87301 www.rg-racing.com Email: info@rg-racing.com



Fitting Instructions

DG0009 BK Grille protection tuyaux d'échappements
TRIUMPH DAYTONA 675 2005-



Le kit doit contenir:

- 1x Protection tuyaux d'échappements (DG0009)**
- 1x 4mm Attache câble x 220mm de long**




Photo 1



Photo 2

- Il est plus facile d'installer la protection une fois le carénage enlevé des 2 cotés et le contour en plastique inférieur.
- Desserrer puis enlever le boulon de fixation du radiateur inférieur (photo 1).

R&G Racing
Unit 1, Shelley's Lane, East Worldham, Alton, Hampshire, GU34 3AQ
Tel: +44 (0)1420 89007 Fax: +44 (0)1420 87301 www.rg-racing.com Email: info@rg-racing.com



- Installer la protection comme indiqué ci dessus puis fixer la au support de radiateur inférieur avec le boulon d'origine. Si vous utilisez la protection radiateur R&G (RAD0119BK), monter la avant la protection de tuyaux d'échappement.
- Remettre le carénage coté droit et le contour en plastique inférieur.
- Avec le contour en plastique inférieur en place, boucler l'attache de cable à travers la languette de protection de tuyaux d'échappement et autour du patron en plastique sur le contour en plastique inférieur (photo 2).
- Remettre le carénage coté gauche en vous Assurant que le patron en plastique sur le contour soit loge dans le patron en caoutchouc à l'intérieur du carénage.
- Lorsque vous remettez le rivet à l'intérieur du carénage, assurez vous que celui ci aille bien à travers le carénage coté droit, le contour en plastique inférieur, le carénage coté gauche puis finalement la protection de tuyaux d'échappements (dans cet ordre impérativement). L'accès peut être permis par le dessous pour sentir la position du rivet et le passage à travers ces 4 pièces.

ISSUE 1 01/06/2012 (AR)

CONSUMER NOTICE

The catalogue description and any exhibition of samples are only broad indications of the Products and R&G may make design changes which do not diminish their performance or visual appeal and supplying them in such state shall conform to the order. The Buyer acknowledges no representation or warranty (other than as to title) has been given or will apply to the Products other than those in R&G's order or confirmation and the Buyer confirms it has chosen the Products as being of merchantable quality and suitable for its particular purposes. Where R&G fits the Products or undertakes other services it shall exercise reasonable skill and care and rectify any fault free of charge unless the workmanship has been disturbed. The Buyer is responsible for ensuring that the warranty on the motorcycle is not affected by the fitting of the Products. On return of any defective Products R&G shall at its option either supply a replacement or refund the purchase money but shall not be liable if the Products have been modified or used or maintained otherwise than in accordance with R&G's or manufacturer's instructions and good engineering practice or if the defect arises from accident or neglect. Other than identified above and subject to R&G not limiting its liability for causing death and personal injury, it shall not be liable for indirect or consequential loss and otherwise its liability shall be limited to the amounts paid by the Buyer for the Products or the fitting or service concerned. These terms do not affect the Buyer's statutory rights.

R&G RACING RETURNS POLICY (NON-FAULTY GOODS)

Returns must be pre-authorized (if not pre-authorized the return will be rejected). Goods may only be returned direct to us if they were purchased direct from us (customer must prove if necessary). Otherwise to be returned to original vendor. Goods must be in re-sellable condition, in the opinion of R&G Racing. All returns are subject to a 25% restocking and handling fee (25% of the gross value exc. P&P – at the prevailing price at time of purchase). The customer must pay any and all carriage charges. No returns of discontinued products, unless within 14 days of purchase. This policy does not affect your statutory rights and does not refer to faulty goods.

R&G Racing

Unit 1, Shelley's Lane, East Worldham, Alton, Hampshire, GU34 3AQ

Tel: +44 (0)1420 89007 Fax: +44 (0)1420 87301 www.rg-racing.com Email: info@rg-racing.com



Montageanleitung für das Krümmerschutzgitter DG0009 BK
TRIUMPH DAYTONA 675 2005-



Dieser Kit enthält:
1x Krümmerschutzgitter (DG0009)
1x 4mm Kabelbinder (220mm Länge)




ABBILDUNG 1



ABBILDUNG 2

- Die Montage des Krümmerschutzgitters wird vereinfacht, wenn Sie beide Seitenverkleidungen und die untere Plastikabdeckung entfernen.
- Lösen und entfernen Sie die untere Montageschraube am Kühler, wie in Abbildung 1 abgebildet.
- Fixieren Sie das Krümmerschutzgitter in Position wie oben abgebildet und sichern Sie die untere Kühlerhalterung mittels der Originalschraube. Wenn Sie den R&G Kühlerschutz (RAD0119BK) auch anbauen, montieren Sie ihn bevor Sie das Krümmerschutzgitter anbringen.
- Montieren Sie die rechte Seitenverkleidung und die untere Plastikabdeckung wieder.



- Stecken Sie einen Kabelbinder durch die Krümmerschutzgitter-Lasche, dann wickeln Sie ihn um die Plastiklochplatte auf der unteren Plastikabdeckung – siehe Abbildung 2.
- Montieren Sie die linke Seitenverkleidung und überprüfen Sie, dass die Plastiklochplatte auf der Plastikabdeckung in die Gummilochplatte auf der Innenseite der Verkleidung reinpasst.
- Bei der Montage der vorderen Linsenkopfschraube auf der Unterseite der Verkleidung darauf achten, dass die Schraube in folgender Reihenfolge eingeschraubt wird: durch die rechte Seitenverkleidung, die untere Plastikabdeckung, durch die linke Seitenverkleidung und anschließend durch das Krümmerschutzgitter. Sie können mit der Hand von unten abtasten, um zu prüfen, ob die Linsenkopfschraube durch alle 4 Teile geschraubt wurde.

CONSUMER NOTICE

The catalogue description and any exhibition of samples are only broad indications of the Products and R&G may make design changes which do not diminish their performance or visual appeal and supplying them in such state shall conform to the order. The Buyer acknowledges no representation or warranty (other than as to title) has been given or will apply to the Products other than those in R&G's order or confirmation and the Buyer confirms it has chosen the Products as being of merchantable quality and suitable for its particular purposes. Where R&G fits the Products or undertakes other services it shall exercise reasonable skill and care and rectify any fault free of charge unless the workmanship has been disturbed. The Buyer is responsible for ensuring that the warranty on the motorcycle is not affected by the fitting of the Products. On return of any defective Products R&G shall at its option either supply a replacement or refund the purchase money but shall not be liable if the Products have been modified or used or maintained otherwise than in accordance with R&G's or manufacturer's instructions and good engineering practice or if the defect arises from accident or neglect. Other than identified above and subject to R&G not limiting its liability for causing death and personal injury, it shall not be liable for indirect or consequential loss and otherwise its liability shall be limited to the amounts paid by the Buyer for the Products or the fitting or service concerned. These terms do not affect the Buyer's statutory rights.

R&G RACING RETURNS POLICY (NON-FAULTY GOODS)

Returns must be pre-authorized (if not pre-authorized the return will be rejected). Goods may only be returned direct to us if they were purchased direct from us (customer must prove if necessary). Otherwise to be returned to original vendor. Goods must be in re-sellable condition, in the opinion of R&G Racing. All returns are subject to a 25% restocking and handling fee (25% of the gross value exc. P&P – at the prevailing price at time of purchase). The customer must pay any and all carriage charges. No returns of discontinued products, unless within 14 days of purchase. This policy does not affect your statutory rights and does not refer to faulty goods.